



اجراءات تسجيل السيمينار وفقا لتعليمات ضمان الجودة

م.م شوبو سعد عزيز
تدريسية في قسم القانون
جامعة جيهان-اربيل

مراحل التسجيل

تحضير فايل (PowerPoint)

تحويل صيغة الفايل الى (google slides)

مشاركة الفايل مع مدير ضمان الجودة و ممثل ضمان الجودة

التسجيل في الصفحة الالكترونية لضمان الجودة

تحضير فايل (POWERPOINT)

الصفحة الرئيسية

عدد الصفحات

تنسيق الصفحات

الهدف من التنسيق الصحيح

الاثار المترتبة على عدم مراعاة شروط ضمان الجودة

امثلة على تنسيق السلايدات

The image shows a screenshot of the Microsoft PowerPoint application interface. The title bar reads "Presentation1 - PowerPoint (Product Activation Failed)". The ribbon is set to the "Home" tab, showing various editing and formatting options like Paste, Copy, Font, Paragraph, and Drawing. On the left, a slide thumbnail pane shows five slides. The main slide area displays the first slide, which has a dark background with a colorful abstract wave pattern at the bottom. The slide content includes the title "اجراءات تسجيل السيمينار وفقا لتعليمات ضمان الجودة" (Registration procedures for the seminar according to quality assurance instructions) in large white Arabic text. Below the title, the presenter's name and affiliation are listed: "م.م شوبو سعد عزيز" (M.M. Shobo Saad Aziz), "تدرسية في قسم القانون" (Lecturer in the Law Department), and "جامعة جيهان- اربيل" (Jihan University - Erbil). The logo of Jihan University is visible in the top right corner of the slide. The status bar at the bottom indicates "Slide 1 of 5" and "English (United States)". The Windows taskbar at the very bottom shows the search bar and several application icons.

امثلة على تنسيق السلايدات

PowerPoint (Product Activation Failed) - تجاري الادارة

File Home Insert Design Transitions Animations Slide Show Review View Tell me what you want to do... Sign in Share

Clipboard Slides Font Paragraph Drawing Editing

11 12 13 14 15

مخطط الحوالة التجارية

- ياخذ مبلغ
- في ميعاد معين أو لدى الإطلاع
- يدفع مبلغ
- يطلب دفع مبلغ

Slide 14 of 40 English (United States) 9:21 AM 10/21/2019

تحويل صيغة الفايل الى (GOOGLE SLIDES)

➤ مكان ملف ال (power point)

➤ ال (Drive)

➤ التحويل الى (google slides)

The screenshot shows a Windows desktop environment. A web browser window is open, displaying the Google Drive interface. The browser's address bar shows the URL drive.google.com/drive/u/0/my-drive. The Google Drive interface includes a search bar, a 'New' button, and navigation options: 'My Drive', 'Shared with me', 'Recent', 'Starred', and 'Trash'. The 'My Drive' section shows 'Quick Access' with two file thumbnails: 'Seminar Registration Form (RespAp...)' and 'Commercial Law L_2nd_S1_A_M.xlsx'. Below this, there are 'Folders' (18-19, CV) and 'Files' (a spreadsheet and a blue document). The desktop background is a scenic image of a river and trees. The taskbar at the bottom shows the Start button, search bar, and several application icons including Edge, File Explorer, Mail, Chrome, and PowerPoint. The system tray on the right shows the time as 9:44 AM on 10/21/2019.

ثانياً - ال (DRIVE)

The image shows a screenshot of a web browser displaying the Google homepage. The browser's address bar shows "Search Google or type a URL". The main content area features the Google logo and a search bar. Below the search bar, there are two rows of shortcuts. The first row includes shortcuts for "Cihan University", "YouTube", "Google Translate", and "qa.cihanunive...". The second row includes "Google Drive", "Google", "قاعدة التشريعات...", "alumni.cihanu...", and "Add shortcut". On the right side, a sidebar menu is open, displaying icons for "Account", "Gmail", "Drive", "Classroom", "Docs", "Sheets", "Slides", "Calendar", "Chat", "Meet", "Sites", and "Contacts". A "More" button is located at the bottom of the sidebar. The Windows taskbar is visible at the bottom, showing the search bar and several application icons. The system tray on the right indicates the time as 9:42 AM on 10/21/2019.

حمل الملفات الى ال (DRIVE)

The image shows a Windows desktop environment. On the left, a Google Chrome browser window is open to the Google Drive website. The browser's address bar shows the URL `drive.google.com/drive/u/0/my-drive`. The Drive interface includes a search bar, a 'New' button, and a sidebar with navigation options like 'My Drive', 'Shared with me', 'Recent', 'Starred', and 'Trash'. The main content area displays 'Quick Access' with two file thumbnails: 'Seminar Registration Form (RespAp...)' and 'Commercial Law I_2nd_S1_A_M.xlsx'. Below this, there are sections for 'Folders' (containing '18-19' and 'CV') and 'Files' (showing a spreadsheet and a blue document icon).


The desktop background is a scenic image of a river flowing through a forest. On the right side of the desktop, several folders are visible, including 'Administrat... Law', 'lectuers', 'alumni', 'website', 'CV', 'مذكرات', 'motif', 'cours book', 'lectures19-20', 'منايات الاداره', and 'seminars'. The Windows taskbar at the bottom shows the search bar, task view button, and icons for Edge, File Explorer, Mail, Chrome, PowerPoint, and a globe icon. The system tray on the right indicates the time is 9:44 AM on 10/21/2019, with a battery level of 101%.



W I_2nd_S1_A_M.xlsx

th by Administration D...

Name ↑



Administrat...

Law





Search Drive



New

Priority

My Drive

Shared with me

Recent

Starred

Trash

Storage
1.9 GB used

My Drive

Quick Access

Seminar Registration List of Chhan University-Etlat

Total Number of Presented Seminars = 10

+ Seminar Registration Form (RespAp...
Edited in the past week by Quality Assurance ...

Commercial Law I_2nd_S1_A_M.xlsx

X Commercial Law I_2nd_S1_A_M.xlsx
Edited in the past month by Administration D...

Folders

18-19

CV

Files

Administrative Law

+ Copy

Drop files to instantly upload them to:
My Drive

My Drive - Google Drive

drive.google.com/drive/u/0/my-drive

Drive Search Drive

My Drive

18-19 CV

Files

Administrative Law

Administrative Law

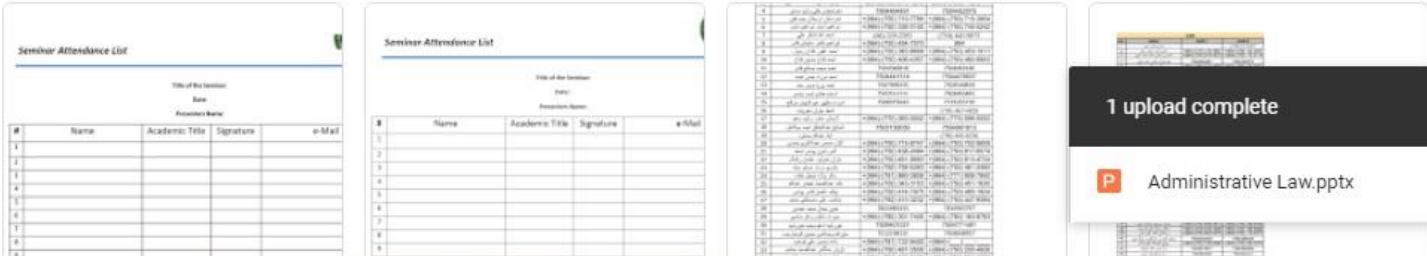
Commercial Law I_2nd_S...

Getting started

1 upload complete

Administrative Law.pptx

Windows Taskbar: Type here to search, 9:45 AM, 10/21/2019



1 upload complete

Administrative Law.pptx

اجراءات الحصول على اجازة السوق في السويد

- New
- Priority
- My Drive
- Shared with me
- Recent
- Starred
- Trash

ثالثا – مشاركة الملف

The image shows a screenshot of a Google Slides presentation titled "Administrative Law". The presentation is viewed in a web browser window. The main slide is a dark blue title slide with the following text:

ADMINISTRATIVE LAW
PART ONE
SECOND YEAR

Prepared by
Assistant Lecturer: Shaubo Saad Aziz
2019-2020

The left sidebar shows a list of five slides, with the first slide highlighted. The first slide is a thumbnail of the title slide. The second slide is titled "PART ONE INTRODUCTION TO ADMINISTRATIVE LAW". The third slide is titled "DEFINITION OF ADMINISTRATIVE LAW". The fourth slide is titled "SCOPE OF ADMINISTRATIVE LAW". The fifth slide is titled "NATURE AND SCOPE OF ADMINISTRATIVE LAW".

The browser window shows the URL: docs.google.com/presentation/d/1ZEfclV_MjPMMyamPe5Ndd38JHjwjS87ie5t7Lci7aGc/edit#slide=id.p1. The presentation is set to "Private to only me". The Windows taskbar at the bottom shows the time as 9:48 AM on 10/21/2019.

مشاركة الفاييل مع مكتب ضمان الجودة

The image shows a screenshot of a Google Slides presentation titled "Administrative Law" in a web browser. The browser's address bar shows the URL: docs.google.com/presentation/d/1ZEfcIV_MjPMMMyamPe5NdD38JHjwjS87ie5t7Lci7aGc/edit#slide=id.p1. The presentation interface includes a menu bar (File, Edit, View, Insert, Format, Slide, Arrange, Tools, Add-ons, Help) and a toolbar with various editing tools. A "Share" button is visible in the top right corner. A "Share with others" dialog box is open in the center, displaying a list of people to share with. The list includes:


- "QA Cihan University-Erbil" <qa.office@cihanuniversity.edu.iq>
- "Quality Assurance CihanUniversity-Erbil" <qa@cihanuniversity.edu.iq>
- "Krekar Kamran Omar Qadir" <kk101116067@cihanuniversity.edu.iq>
- "Jegr Yousf Qadr Aziz" <jy101116017@cihanuniversity.edu.iq>

The dialog box also features a "Get shareable link" button, a "Notify people" checkbox (which is checked), and "Send" and "Cancel" buttons. The presentation slides are visible in the background, with the first slide titled "ADMINISTRATIVE LAW PART ONE SECOND YEAR". The Windows taskbar at the bottom shows the search bar, task view, and several application icons, along with the system tray displaying the time as 9:49 AM on 10/21/2019.

Share with others

Get shareable link 

People

ga 

- "QA Cihan University-Erbil" <qa.office@cihanuniversity.edu.iq>
- "Quality Assurance CihanUniversity-Erbil" <qa@cihanuniversity.edu.iq>
- "Krekar Kamran Omar Qadir" <kk101116067@cihanuniversity.edu.iq>
- "Jegr Yousf Qadr Aziz" <jy101116017@cihanuniversity.edu.iq>


Notify people

Send



Cancel

Advanced

مشاركة الملف مع ممثل ضمان الجودة في القسم

Share with others Get shareable link 

People

 QA Cihan University-Erbil × shau 

Add a note

shauboaziz27@gmail.com

"Shaubo Saad" <shaubo.saad@cihanuniversity.edu.iq>

"Azheen Shauqi Jameel" <as302213002@cihanuniversity.edu.iq>

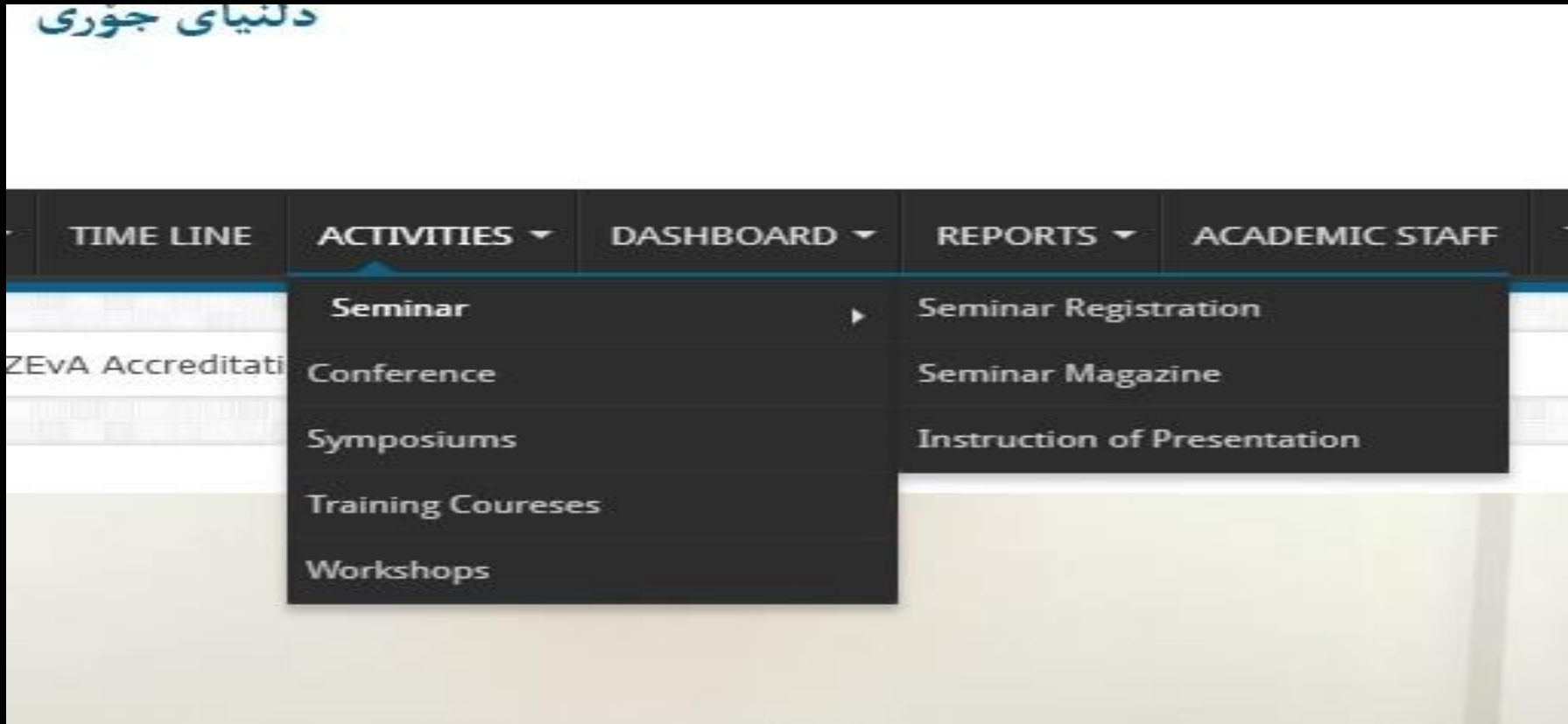
Notify people

Send Cancel Advanced

- التسجيل في الصفحة الالكترونية لضمان الجودة
- اذهب الى الصفحة الالكترونية لضمان الجودة
- Activites – seminars – seminars registration
- تسجيل الموعد – انتضار الموافقة

The screenshot shows a web browser window with the URL qa.cihanuniversity.edu.iq. The page header includes 'Strategic Goals', 'Mission', and 'Vision'. The main content area features the Cihan University logo and the text 'Quality Assurance' in English and Arabic. A navigation menu is visible, with 'ACTIVITIES' expanded to show a dropdown menu containing 'Seminar', 'Seminar Registration', 'Seminar Magazine', 'Instruction of Presentation', 'Conference', 'Symposiums', 'Training Courses', and 'Workshops'. Below the menu is a banner for 'ACTIVITIES & EVENTS' with a sub-header 'ZEvA Accreditation'. A large image shows a group of people in a meeting room. The Windows taskbar at the bottom shows the date and time as 2:16 PM on 10/21/2019.

ACTIVITES – SEMINARS - SEMINARS REGISTRATION



Cihan University-Erbil

The Quality Assurance Coordinators can use [this link](#) to submit the seminar session attendees list within 48 hrs after the date of the presented seminar.
The seminar attendees should submit their feedback on the seminar so as to be scored for them by the DQA as an activity.

Click on your Department below to access the registration form:

- | | | | |
|-------------------------------------|-------------------------------------|---|--|
| Accounting | Civil Engineering | International Relations | Physical Education |
| Architectural Engg. | Communication Engg. | Interior Design | Physiotherapy |
| Banking | Community Health | General Education | Translation |
| General Biology | Computer Science | Law | General Education |
| Business Admin. | English Language | Media | Medical Biochemical Analysis |
| Chemistry | Health Admin. | Nutrition | Biomedical Science |



You can see the already registered seminars in the University Departments in the spread sheet below:

تسجيل الموعد – انتصار الموافقة

Cihan University-Erbil Seminar Registration Form Quality Assurance – Cihan Univer

docs.google.com/forms/d/e/1FAIpQLSelyS7F6DI30sl8gkVLQmNNcHK3TT_ID-bYUxM91yCY8m-nA/viewform

Seminar Registration Form

Department of Law

Your email address (shaubo.saad@cihanuniversity.edu.iq) will be recorded when you submit this form. Not you? [Switch account](#)

* Required

Your Full name *

Your answer

Title of the Seminar *

Your answer

Abstract of the Seminar *

No more than 100 words

Your answer

Type here to search

10:20 AM 10/22/2019