

Quiz Creator software for online exam creation

The department of communication
and computer engineering

Mr.Ghassan A. QasMarrogy

- **How to Use QuizCreator**

- A professional quiz software builder that lets you create and manage your quiz or survey and track the results.

- **Question types for creating a quiz**

True or False, Multiple Choice (Single Answer),
Multiple Response (Multiple Answers),
Fill in the Blank, Matching, Sequence, Word
Bank, Click Map, Short Essay

Check the question types in QuizCreator:

True/False

Multiple Choice

Multiple Response

Fill in the Blank

Matching

Sequence


Word Bank



Click Map



Short Essay

A Nominated Assessor may from time to time:

- call in during an assessment
- take over an assessment being poorly run
- pass a not yet competent candidate
- exempt a candidate from the practical



  **Multiple Choice**

A Multiple Choice question requires the quiz taker to select the single correct choice from a maximum of 9 possible choices.

1. Create a Multiple Choice question

Enter the question

Question text field

Media Area

Enter the choices

No.	Correct	Choices
A	<input type="radio"/>	
B	<input type="radio"/>	Choices text field
C	<input type="radio"/>	
D	<input type="radio"/>	

2. Enter question in the question text field

The screenshot shows a web-based quiz interface titled "Math-Quiz". At the top, it indicates "Question 1 of 11 Matching (20)". The main question text is "Please match the *Trigonometric Equation* below:". To the right of the question is a graph of the sine wave $y = \sin(\theta)$. Below the question are three columns of draggable items: the first column contains $\cos \theta$, $\sin \theta$, and $\sin \theta \cos \theta$; the second column contains $\frac{1}{\tan \theta} + \cot \theta$, $\frac{2 \tan \frac{\theta}{2}}{1 + \tan^2 \frac{\theta}{2}}$, and $\frac{1 - \tan^2 \frac{\theta}{2}}{1 + \tan^2 \frac{\theta}{2}}$. On the right side of the interface, there are three circular icons: a "Note" icon (1), a "Hyperlink" icon (2), and an "Equation" icon (3). At the bottom, there are "Outline..." and "Submit" buttons.

1 Note

2 Hyperlink

3 Equation

3. Enter the choices in the Choices text field

The image shows a screenshot of a quiz interface titled "Solar System Quiz". The main question is "View the Solar System MV and arrange the order of the following planets (near to far from the sun)".

On the left, there is a list of five planets, each with a numbered choice field (1-5) and a small image of the planet:

- 1 Jupiter (with a small image of Jupiter)
- 2 Uranus (with a small image of Uranus)
- 3 Mercury (with a small image of Mercury)
- 4 Mars (with a small image of Mars)
- 5 Earth (with a small image of Earth)

In the center, there is a video player showing an astronaut on the moon. A play button and a progress bar are visible below the video. The video player is annotated with a "2" and a "3".

On the right side, there are three circular icons representing different media types, each annotated with a number:

- 1 Image (with a plus sign and a landscape image icon)
- 2 Movie (with a film reel icon)
- 3 Sound (with a speaker icon)

At the bottom left, there is an "Outline..." button, and at the bottom right, there is a "Submit" button.