




**Cihan University- Erbil
Computer Science Department**

Using Technology in Education: Online Collaboration Tools for Students Motivation

Asst. Prof. Dr. Reem Jafar Ismail
reem.jafar@cihanuniversity.edu.iq

Jamboard

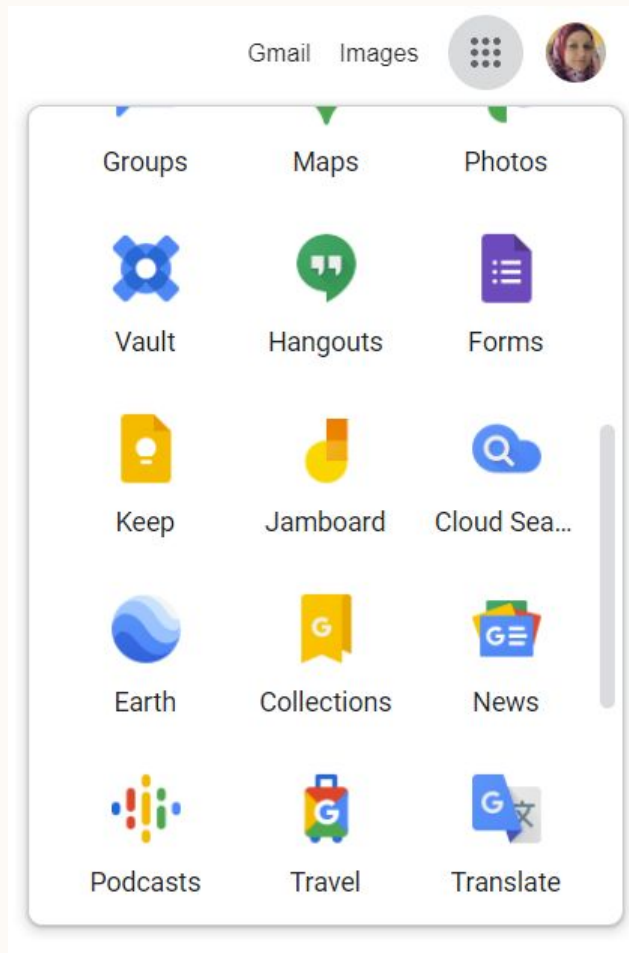
Jamboard can be leveraged to **build communication, collaboration, critical thinking and creativity**. A Jam can be used for a team to brainstorm and develop new ideas. In the classroom you can engage students in problem solving exercises. Jams can easily be shared with students to have access during and after class.




Jamboard

With Jamboard, you can use a digital whiteboard to collaborate in real time with other meeting participants. Multiple people can work on the same whiteboard session using a variety of platforms, including a web browser, mobile app.





**Login with university google
account and choose
Jamboard**



Download the Jamboard mobile application and Login with university google account




Jamboard mobile app

Create, edit, and share whiteboard sessions from your phone or tablet to work and collaborate from wherever you are.

You can also open an existing whiteboard session from your phone or tablet on a Desk 27 or Jamboard device.

To get started, install the [Android](#) or [iOS®](#) app.

Jamboard mobile application





Untitled Jam




Share

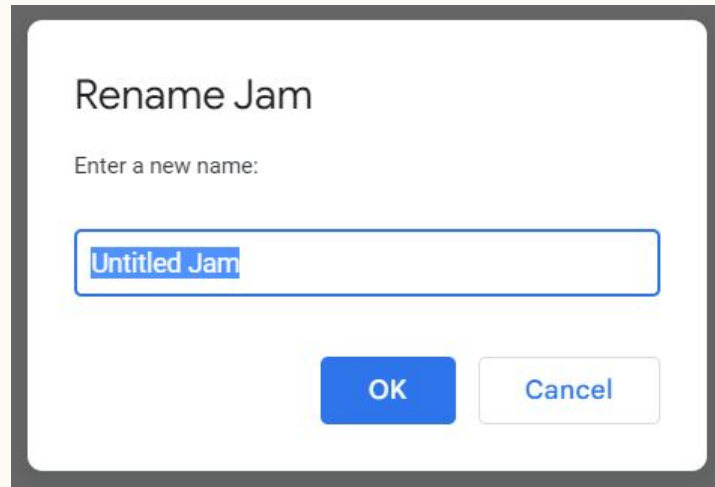


↶ ↷ 🔍 ▾ Set background Clear frame

🔗 Open on a Jamboard



Click on title to change the title name




Rename Jam

Enter a new name:

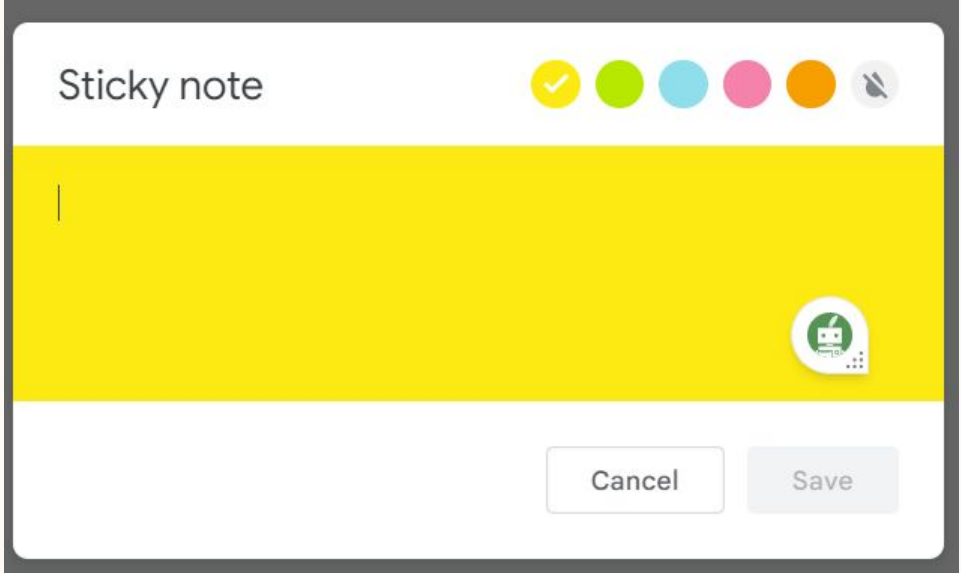
OK Cancel

The image shows a dialog box with a white background and a dark grey border. At the top, the text 'Rename Jam' is displayed. Below it, the instruction 'Enter a new name:' is followed by a text input field containing 'Untitled Jam'. At the bottom right, there are two buttons: a blue 'OK' button and a white 'Cancel' button with a grey border.

Jambaord Tools



- **Pen with different colors and thickness**
- **Eraser**
- **Selector**
- **Sticky note**
- **Add image**
- **Add shapes**
- **Text box**
- **Laser**



More facilities...



- **Add new board**
- **Share the board**
- **Join a call for online meeting**



Extra tools...



Rename



Download as PDF



Save frame as image



Remove

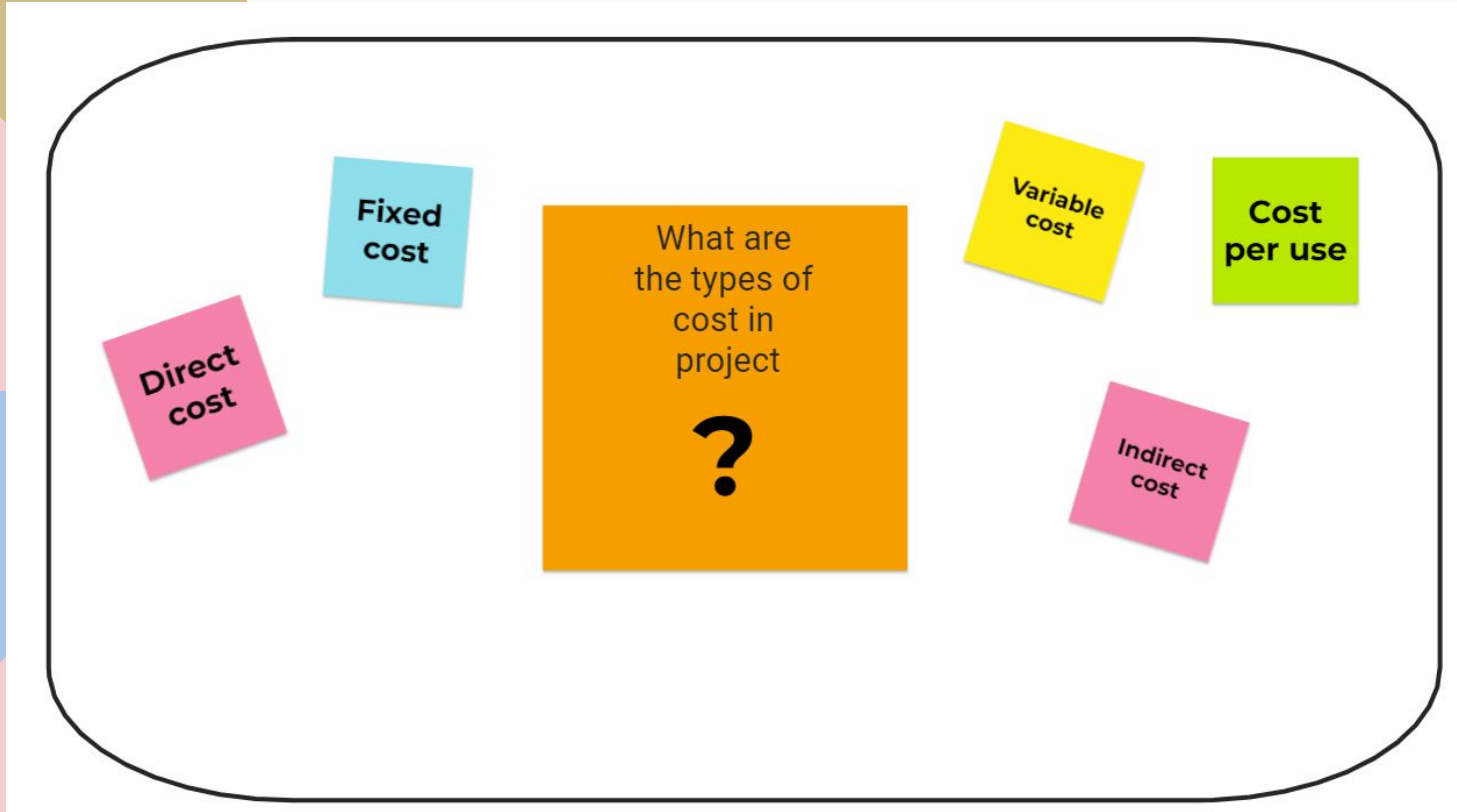
Make a copy

Get help

Send feedback to Google

See version history

Example...



Example...

What is the difference between addressing modes for machine instruction?

Register addressing

It use register like AX

Example:
Sub AX,
BX

Direct addressing

Add
AX, 100

No memory reference is needed

Indirect addressing

The information are in memory

Give large memory space for data

Example...

WHAT NEEDS A CAPITAL LETTER?

People &
Pet Names

Jessica

Rocket

Heather

Rufus

Names of
Places

Olive
Garden

Target

Disneyland

Holidays

Easter

St.
Patrick's
Day

Christmas

Calendar
(Months, Day of
the Week)

April

Thursday

August

Saturday

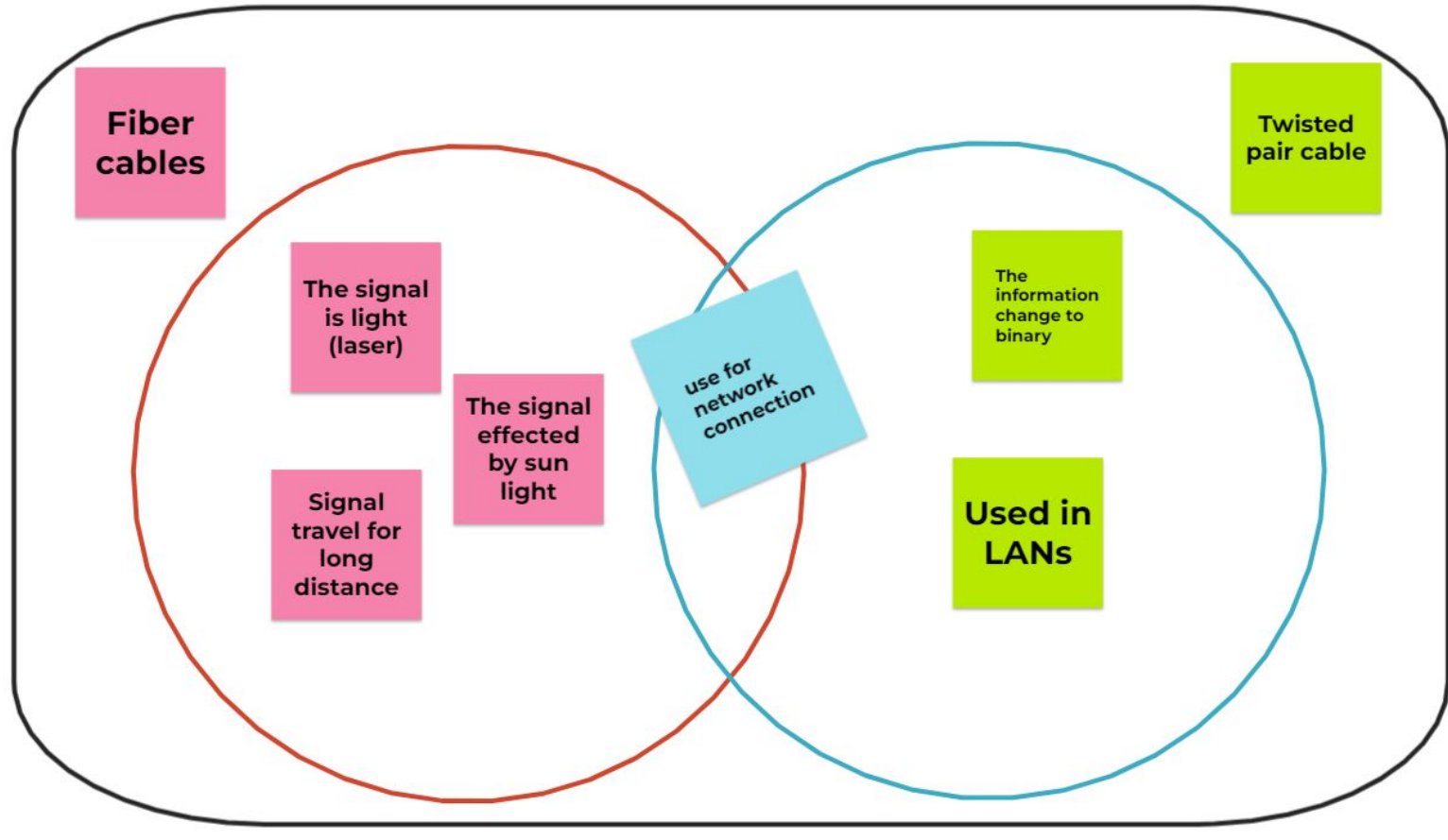
Titles

The Day
the
Crayons
Quit

Wonder

The
Recess
Queen

Example...



Benefits of using Google Jamboard





1. Increase creativity

One of the most important features of Google Jamboard, are the **creativity possibilities** what it brings you In this way, it transforms actions that may seem very simple, such as adding images or text, and improves them to facilitate the flow of ideas.



2. Remote collaboration

In the Google environment, collaboration between teams from any location or device is essential. In this case, Google Jamboard is a primary work tool. It offers other users the **possibility to connect from other devices to the “Jam”** (Google term for collaboration session hosted on the Jamboard) **and view and edit its content**. In this way, any member of the team can collaborate effectively, wherever they are.

3. Training your team

As we have already said, Google Jamboard takes as an example the usual uses of traditional whiteboards. For this reason, it makes a lot of sense **use it as an informative and training tool**. In this way, it is very appropriate for occasions in which your team needs training. However, it is also possible that your company needs to train its customers.

In these situations, Google Jamboard may be your greatest ally. Is a **quick and convenient way to take advantage of the features of a traditional whiteboard and add its many creative possibilities**.



4. Screen

One of the most obvious (but no less relevant) uses of the Google Jamboard is its use as a screen. It a **very interesting option to complement videoconferences**, since it has an integrated camera and its application allows you to join meetings.



5. Cloud connection

Finally, it is essential to remember that the Google Jamboard environment is also cloud-based. So aside from adding your Drive files to the board, **you can also save all your boards**. This allows you **create without losing any data, note or idea**. In this way, you can use it as a way to document all your brain stormings, models or sketches of your projects.



THANK YOU

Asst. Prof. Dr. Reem Jafar Ismail
reem.jafar@cihanuniversity.edu.iq

**HOW CAN
YOU USE
JAMBOARD
IN YOUR
LECTURE?**



SHARE LINK FOR JAMBOARD TEMPLATES

<https://www.makewayfortech.com/12-free-jamboard-templates-for-distance-or-in-person-learning/>